






SD sliding guard suitable to protect lathe chuck and carriage with back splasc guard

May 2015-page 1

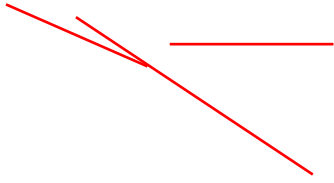
A-Schermo mandrino
Chuck screen

B-Schermo carro
Carriage screen



Descrizione componenti/Description of components :

- 1-Schermi in struttura di acciaio verniciata/Screen in a painted steel profile.**
- 2-Schermo in vetro stratificato 3+3mm/Screen in stratified safety glass 3+3mm.**
- 3-Maniglia in materiale plastico/Handle in plastic material.**
- 4-Guida portante in tubolare di acciaio verniciata provvista di sistema di scorrimento/
Free standing structure in steel tubular,painted,with sliding system.**
- 5-Doppia piastra fissaggio schermi in acciaio verniciato/Double plate in painted steel for screens fixation.**
- 6-Ruote in acciaio con cuscinetti/Steel wheels with brearings.**
- 7-Viti di fissaggio dello schermo alla piastra di fissaggio/Fixing screws of screen(for the fixing plate).**
- 8-Perni di regolazione in asse dello schermo/Bolts for axis adjustable of the screen.**
- 9-Tubolare per passaggio guaina/Tubolar for sheath passage.**
- 10-Schermo carro tornio dotato di predisposizione per lampada/Carriage guard equipped with lamp disposal.**
- 11-Lampada Led 24V (LLS) AC/DC IP67-40.000 h-outer tube Acrylic-Fast connector with Cable 5 mt.**
- 12-Morsetto regola corsa schermo del mandrino/Clamp to adjust the chuck guard position.**
- 13-Piastra sagomata di finecorsa schermi/Shaped plate for screen end of stroke.**
- 14-Micro di sicurezza a chiave da fissare sulla guida portante/Safety key micro to be fixed on the main guide.**
- 15-Piastrina a 90° porta chiave micro da fissare allo schermo per il mandrino/
90°holding plate for micro switch to be fixed to the chuck guard**



|

|

